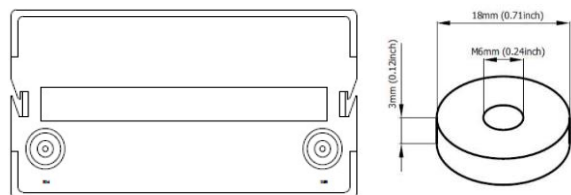
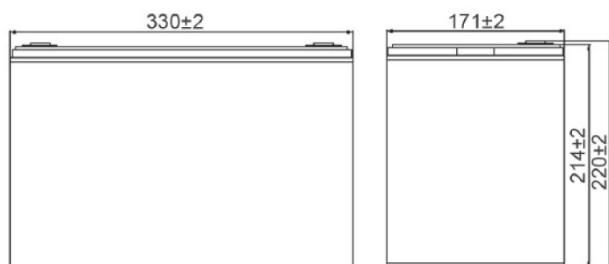


APPLICATIONS

- Solar / Wind power systems
- Residential installations
- Marine equipment
- Traffic systems (signaling and lighting)
- Remote monitoring and controlling
- Power tools and cleaning machines
- Uninterruptible power supply (UPS)

SPECIFICATIONS

Nominal Voltage	12 V	
Number of cells	6	
Cycle life	Approx. 800 cycles at 50% DOD	
Dimensions	Length	330 mm
	Width	171 mm
	Height	214 mm
	Total Height	220 mm
Weight	27.5 kg	
Nominal Capacity (25°C)	120 hours rate (1.85)	119 Ah
	100 hours rate (1.85)	117 Ah
	48 hours rate (1.80)	110 Ah
	10 hours rate (1.80)	99.8 Ah
Internal Resistance (fully charged, 25°C)	4.50 mOhm	
Self Discharge	approx. 3% per month at 25°C	
Nominal Operating Temperature	25°C	
Operating Temperature range	Discharge	-15°C to 45°C
	Charge	0°C to 40°C
	Storage	-15°C to 40°C
Float Charging Voltage	2.27 to 2.30 V/cell at 25°C	
Temperature compensation	-18mV/°C	
Cyclic Charging Voltage	2.40 to 2.47 V/cell at 25°C	
Temperature compensation	-30mV/°C	
Maximum charging current	30.0 A	
Maximum discharge current (25°C)	850 A (5 sec.)	
Short Circuit Current (25°C)	1300 A	



PERFORMANCE DATA

Discharge Constant Current at 25°C (Amperes)

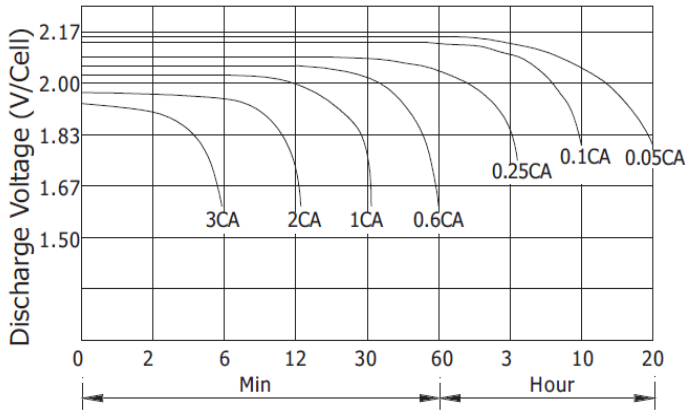
End Voltage (V/cell)	15min	30min	1h	2h	3h	4h	5h	6h	8h	10h	20h	48h	72h	100h	120h
1.60V	158	96.9	60.0	35.7	24.9	20.5	17.7	15.3	12.1	10.2	5.33	---	---	---	---
1.65V	154	94.9	59.2	35.5	24.8	20.4	17.5	15.0	12.1	10.2	5.32	---	---	---	---
1.70V	148	92.0	57.6	35.2	24.6	20.2	17.4	15.0	12.0	10.1	5.31	2.33	---	---	---
1.75V	144	89.8	56.5	34.7	24.5	20.1	17.4	15.2	11.9	10.1	5.28	2.32	1.56	---	---
1.80V	136	86.5	54.7	33.9	23.8	19.5	16.9	14.7	11.5	9.98	5.24	2.30	1.55	---	---
1.85V	128	81.2	51.4	31.9	22.4	18.3	15.8	13.7	10.8	9.38	4.93	2.16	1.46	1.17	0.99

Discharge Constant Power at 25°C (Watts/Cell)

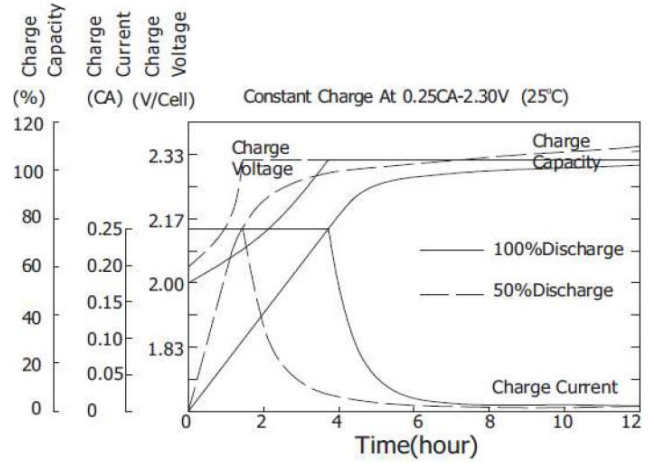
End Voltage (V/cell)	15min	30min	1h	2h	3h	4h	5h	6h	8h	10h	20h	48h	72h	100h	120h
1.60V	289	181	114	68.9	48.9	40.2	34.8	30.2	23.9	20.3	10.7	---	---	---	---
1.65V	283	178	112	68.6	48.6	39.9	34.6	30.0	23.9	20.2	10.7	---	---	---	---
1.70V	272	172	110	67.9	48.3	39.7	34.3	29.8	23.7	20.2	10.6	4.67	---	---	---
1.75V	263	168	107	67.1	47.9	39.4	34.1	29.5	23.5	20.0	10.6	4.64	3.12	---	---
1.80V	249	162	104	65.2	46.4	38.2	33.1	28.6	22.7	19.8	10.5	4.60	3.11	---	---
1.85V	234	152	97.5	61.4	43.7	35.8	31.1	26.7	21.3	18.6	9.84	4.33	2.91	2.32	1.98

Note: The above characteristics data can be obtained within three charge/discharge cycles.

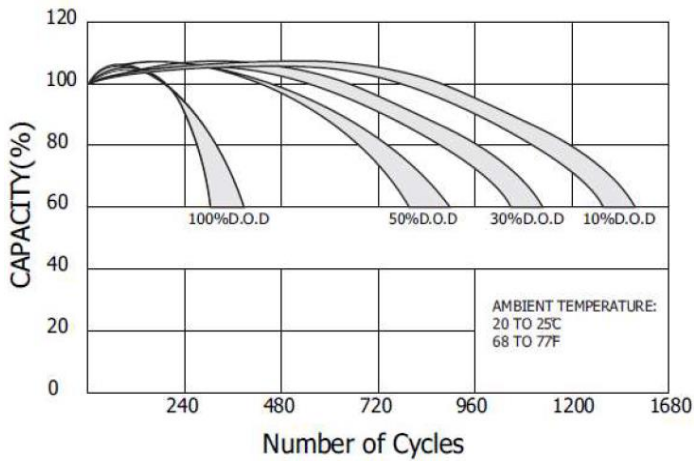
Discharge Characteristics (25°C)



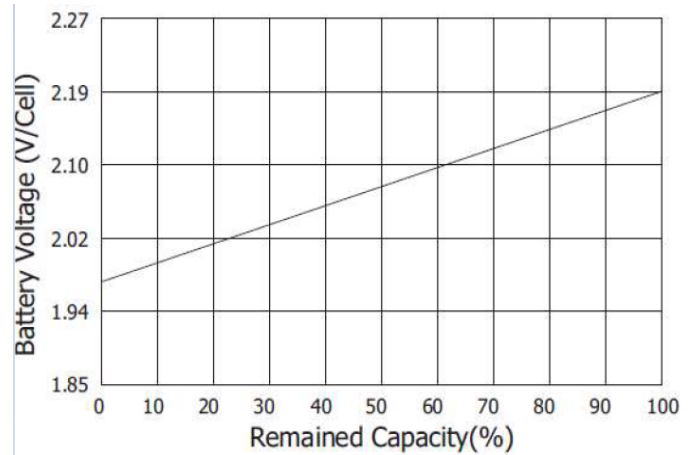
Charging Characteristics (25°C)



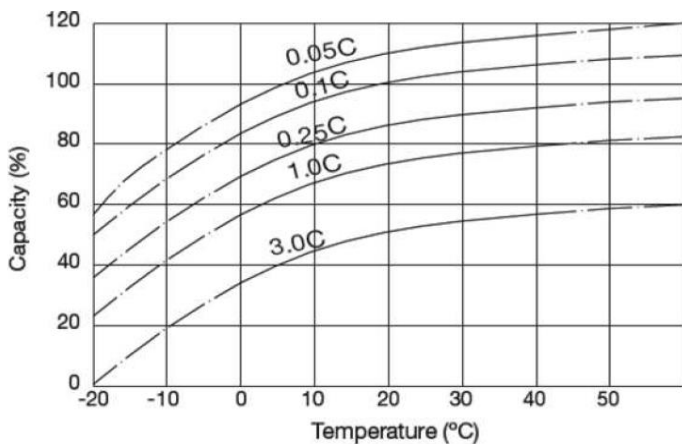
Cycle Service Life in Relation to Depth of Discharge



Relationship Between OCV and Residual Capacity (25°C)



Temperature Effects on Capacity



Self Discharge characteristics

